



P
roduct
ortfolio

ALTRAN
Power Products

www.altranmagnetics.com

Index

Epoxy & Ceramic Sealed Contactors	3
PCB Contactors / Energy Storage	4
DC Contactor Overview	5
DC Contactor Selection Chart	6-10
Certificates	11



Epoxy Resin Series

- 12V up to 1000V
- Up to 500A
- Cost-effective designs



Ceramic Series

- 12V up to 1800V
- Up to 1000A
- High performance designs



PCB Series

- 12V up to 900V
- Up to 500A
- Board mount designs



Energy Storage Series

- 12V up to 1500V
- Up to 600A
- Perfect for Energy Storage Systems and charging









Altran Magnetics







High Voltage DC Contactors

Family	Current Carry	Operating Voltage	Coil Voltage	Coil Economizer	Polarized/Bidirectional	Aux Option	Contact Arrangement	Mounting	Arc Chamber Seal	Certification
AEV20E	20A	12-750VDC	12, 24	No	Polarized	No	SPST-NO	PCB, Tabs	Epoxy	
ASEV30	30A	12-900VDC	12, 24	No	Polarized	No	SPST-NO	Bottom	Epoxy	UL/CE
ASEV50	50A	12-900VDC	12, 24, 48	No	Polarized	No	SPST-NO	PCB	Epoxy	
ALEV50	50A	12-900VDC	12, 24, 48	No	Both	Yes	SPST-NO	Bottom, Side	Epoxy	UL/CE
AREV50	50A	12-900VDC	12, 24, 48	NO	BOTH	YES	SPST-NO, SPST-NC, Latching	Bottom, Side	Epoxy	
AEVT60	60A	12-750VDC	12, 24	No	Bidirectional	No	SPST-NO	Bottom	Ceramic	CE
ALEV100	100A	12-900VDC	12, 24, 48	No	Both	Yes	SPST-NO	Bottom, Side	Epoxy	UL/CE
ASEV150	150A	12-900VDC	12-24	PWM	Polarized	No	SPST-NO	PCB	Epoxy	
AEV150	150A	12-900VDC	12-24	PWM	Both	Yes	SPST-NO	Bottom	Epoxy	UL/CE
AEVT150	150A	12-750VDC	12, 24	No	Polarized	No	SPST-NO	Bottom, Side	Ceramic	UL/CE
AEVT200	200A	12-750VDC	12, 24	No	Polarized	No	SPST-NO	Bottom, Side	Ceramic	CE
AXV200	200A	12-1500VDC	12, 24, 48	Yes	Both	Yes	SPST-NO	Bottom, Side, PCB	Ceramic	Pending
ASEV250	250A	12-900VDC	9-36	PWM	Polarized	No	SPST-NO	PCB	Epoxy	
AEVE250	250A	12-750VDC	12, 24	No	Bidirectional	No	SPST-NO	Bottom, Side	Ceramic	
AEVE300	300A	12-750VDC	12, 24	No	Bidirectional	No	SPST-NO	Bottom, Side	Ceramic	CE
AEVTS300	300A	12-1800VDC	12, 24, 48	Dual Coil	Polarized	Yes	SPST-NO	Bottom	Ceramic	UL/CE
AEVTS350	350A	12-1800VDC	12, 24, 48	Dual Coil	Polarized	Yes	SPST-NO	Bottom	Ceramic	UL/CE
AEVT350	350A	12-1800VDC	12, 24	PWM	Polarized	Yes	SPST-NO	Bottom	Ceramic	UL/CE
AGX14	350A	12-800VDC	12, 24, 48	Dual Coil	Polarized	YES	SPST-NO	Chassis	Ceramic	Pending
AES400	400A	12-1000VDC	12-24, 24	PWM	Polarized	Yes	SPST-NO	Bottom	Epoxy	UL/CE
AEVTS400	400A	12-1800VDC	12, 24, 48	Dual Coil	Polarized	Yes	SPST-NO	Bottom	Ceramic	UL/CE
AEVT400	400A	12-1800VDC	12, 24	PWM	Polarized	Yes	SPST-NO	Bottom	Ceramic	UL/CE
ALEV200	400A	12-900VDC	12, 24, 48, 72	No	Both	Yes	SPST-NO	Bottom, Side	Epoxy	Pending
AREV250	400A	12-900VDC	12-24, 48-72, 72	PWM	Both	Yes	SPST-NO, SPDT-NC, Latching	Bottom, Side	Epoxy	
AEV250	500A	12-1000VDC	12-24, 48-72, 72	PWM	Both	Yes	SPST-NO	Bottom	Epoxy	UL/CE
APV500	500A	12-900VDC	12, 24, 48	Dual Coil	Polarized	Yes	SPST-NO	PCB	Epoxy	Pending
AES500	500A	12-1500VDC	12-24	PWM	Bidirectional	Yes	SPST-NO	Bottom	Epoxy	UL/CE
AEVT500	500A	12-1800VDC	12, 24	Dual Coil	Polarized	Yes	SPST-NO	Bottom	Ceramic	UL/CE
AEVT600	600A	12-1800VDC	12, 24	Dual Coil	Polarized	Yes	SPST-NO	Bottom	Ceramic	
AES600	600A	12-1000VDC	12-24, 24	PWM	Polarized	Yes	SPST-NO	Bottom	Epoxy	UL/CE
AGX16	600A	12-800VDC	12, 24, 48	Dual Coil	Polarized	YES	SPST-NO	Chassis	Ceramic	Pending
AEVT1000	1000A	12-1800VDC	12, 24	Dual Coil	Polarized	Yes	SPST-NO	Bottom	Ceramic	








DC Contactor Selection Chart

Family	Current Carry	Operating Voltage	Coil Voltage	Coil Economizer	Polarized/Bidirectional	Aux Option	Contact Arrangement	Mounting	Arc Chamber Seal	Certifications	
AEV20E	20A+	12-750VDC	12, 24	No	Polarized	No	SPST-NO	PCB, Tabs	Epoxy Resin		
ASEV30	30A+	12-900VDC	12, 24	No	Polarized	No	SPST-NO	Bottom	Epoxy Resin	CE cRU [®] US	
ASEV50	50A+	12-900VDC	12, 24, 48	No	Polarized	No	SPST-NO	PCB	Epoxy Resin		
ALEV50	50A+	12-900VDC	12, 24, 48	No	Both	Yes	SPST-NO	Bottom, Side	Epoxy Resin	CE cRU [®] US	
AREV50	50A+	12-900VDC	12, 24, 48	No	Both	Yes	SPST-NO, SPST-NC, Latching	Bottom, Side	Epoxy Resin		
AEVT60	60A+	12-750VDC	12, 24	No	Bidirectional	No	SPST-NO	Bottom	Ceramic	CE	
ALEV100	100A+	12-900VDC	12, 24, 48	No	Both	Yes	SPST-NO	Bottom, Side	Epoxy Resin	CE cRU [®] US	








DC Contactor Selection Chart

Family	Current Carry	Operating Voltage	Coil Voltage	Coil Economizer	Polarized/Bidirectional	Aux Option	Contact Arrangement	Mounting	Arc Chamber Seal	Certifications	
ASEV150	150A+	12-900VDC	12-24	PWM	Polarized	No	SPST-NO	PCB	Epoxy Resin		
AEV150	150A+	12-900VDC	12-24	PWM	Both	Yes	SPST-NO	Bottom	Epoxy Resin	CE C RU US	
AEVT150	150A+	12-750VDC	12, 24	No	Polarized	No	SPST-NO	Bottom, Side	Ceramic	CE C RU US	
AEVT200	200A+	12-750VDC	12, 24	No	Polarized	No	SPST-NO	Bottom, Side	Ceramic	CE	
AXV200	200A+	12-1500VDC	12, 24, 48	Yes	Both	Yes	SPST-NO	Bottom, Side, PCB	Ceramic	Pending	
ALEV200	200A+	12-900VDC	12, 24, 48, 72	No	Both	Yes	SPST-NO	Bottom, Side	Epoxy Resin		
ASEV250	250A+	12-900VDC	9-36	PWM	Polarized	No	SPST-NO	PCB	Epoxy Resin		






DC Contactor Selection Chart

Family	Current Carry	Operating Voltage	Coil Voltage	Coil Economizer	Polarized/Bidirectional	Aux Option	Contact Arrangement	Mounting	Arc Chamber Seal	Certifications	
AEVE250	250A+	12-750VDC	12, 24	No	Bidirectional	No	SPST-NO	Bottom, Side	Ceramic		
AEVE300	300A+	12-750VDC	12, 24	No	Bidirectional	No	SPST-NO	Bottom, Side	Ceramic	CE	
AEVTS300	300A+	12-1800VDC	12, 24, 48	Dual Coil	Polarized	Yes	SPST-NO	Bottom	Ceramic	CE cRU [®] US	
AEVTS350	350A+	12-1800VDC	12, 24, 48	Dual Coil	Polarized	Yes	SPST-NO	Bottom	Ceramic	CE cRU [®] US	
AEVT350	350A+	12-1800VDC	12, 24	PWM	Polarized	Yes	SPST-NO	Bottom	Ceramic	CE cRU [®] US	
AGX14	350A+	12-800VDC	12, 24, 48	Dual Coil	Polarized	Yes	SPST-NO	Chassis	Ceramic	Pending	
AES400	400A+	12-1000VDC	12-24, 24	PWM	Polarized	Yes	SPST-NO	Bottom	Epoxy Resin	CE cRU [®] US	

DC Contactor Selection Chart

Family	Current Carry	Operating Voltage	Coil Voltage	Coil Economizer	Polarized/Bidirectional	Aux Option	Contact Arrangement	Mounting	Arc Chamber Seal	Certifications	
AEVTS400	400A+	12-1800VDC	12, 24, 48	Dual Coil	Polarized	Yes	SPST-NO	Bottom	Ceramic	CE cRU [®] US	
AEVT400	400A+	12-1800VDC	12, 24	PWM	Polarized	Yes	SPST-NO	Bottom	Ceramic	CE cRU [®] US	
AEV250	500A+	12-1000VDC	12-24, 48-72, 72	PWM	Both	Yes	SPST-NO	Bottom	Epoxy Resin	CE cRU [®] US	
APV500	500A+	12-900VDC	12, 24, 48	Dual Coil	Both	Yes	SPST-NO	PCB	Epoxy Resin	Pending	
AREV250	500A+	12-900VDC	12-24, 48-72, 72	PWM	Both	Yes	SPST-NO, SPDT-NC, Latching	Bottom, Side	Epoxy Resin		
AES500	500A+	12-1500VDC	12-24	PWM	Bidirectional	Yes	SPST-NO	Bottom	Epoxy Resin	CE cRU [®] US	
AEVT500	500A+	12-1800VDC	12, 24	Dual Coil	Polarized	Yes	SPST-NO	Bottom	Ceramic	CE cRU [®] US	

DC Contactor Selection Chart

Family	Current Carry	Operating Voltage	Coil Voltage	Coil Economizer	Polarized/Bidirectional	Aux Option	Contact Arrangement	Mounting	Arc Chamber Seal	Certifications	
AEVT600	600A+	12-1800VDC	12, 24	Dual Coil	Polarized	Yes	SPST-NO	Bottom	Ceramic		
AES600	600A+	12-1000VDC	12-24, 24	PWM	Polarized	Yes	SPST-NO	Bottom	Epoxy Resin	CE 	
AGX16	600A+	12-800VDC	12, 24, 48	Dual Coil	Polarized	Yes	SPST-No	Chassis	Ceramic	Pending	
AEVT1000	1000A+	12-1800VDC	12-24	Dual Coil	Polarized	Yes	SPST-NO	Bottom	Ceramic		

Design Altran Contactors with Confidence

01

ISO9001:2015- Certification

International Standard for Quality Management System

02

ISO/TS16949:2015 Certification

International Standard for Automotive Device Manufacturing

03

ISO14000- Certification

International Standard for Environmental Compliance

04

RoHS Certificate of Compliance

Full RoHS-6 Compliance on Key Restricted Substances

05

Strict Control of Manufacturing Process

Measurement of Production Process with Lot Traceability

06

Continuous Improvement Philosophy

Ongoing Focus to Improve Products and Optimize Process

07

Most Models are UL and CE Approved

Contact your Authorized Stocking Distributor



Mike Logan

mlogan@flamecorp.com

21500 Gledhill Street
Chatsworth, CA 91311

Toll Free: 888-352-6332

Cell: 909-552-1403

Glen Schmidt

gschmidt@flamecorp.com

5803 Chicory Drive
Titusville, FL 32780

Toll Free: 888-352-6332

Office: 240-236-9811

Cell: 321-750-2749

Fax: 321-296-7152

The Altran Magnetics logo is set against a black background. It features a large, white, stylized letter 'A' with a yellow dot at its base. To the right of the 'A', the word 'ALTRAN' is written in a large, white, sans-serif font, and the word 'MAGNETICS' is written below it in a smaller, white, sans-serif font.

ALTRAN
MAGNETICS

Get In Touch

1741 Industrial Drive Sterling
IL 61081

Tel: 815-632-3150

Fax: 815-632-3449

E: sales@altranmagnetics.com

W: www.altranmagnetics.com