


LED INDICATOR REAR-MOUNT



Model ML1636

Developed for use as a status indicator, the ML1636 was designed to survive in the most severe environments. The small size and rugged package make it ideal for applications where status indication is critical to the operation of your equipment. The environmentally sealed case includes an O-ring panel seal that insures the integrity of your system. Comes complete with fluorosilicone O-ring and mounting hardware.

ML1636



Standard Case

FEATURES

- Ideal for rugged environments
- Environmentally sealed
- Panel mount seal
- Colors: yellow, green & red
- Compact case design
- EMI screen option
- Decorative bezel

MECHANICAL SPECIFICATIONS

Case: Aluminum, black anodized, standard. Clear chromate case with EMI screen option.

Mounting: Rear-mount by 5/16"-32 nut and lockwasher

O-ring: Fluorosilicone rubber

ENVIRONMENTAL SPECIFICATIONS

Vibration: .06" D.A. or 20 Gs Peak, whichever is less, 10Hz to 2kHz, MIL STD 202, Method 204, Test Condition D

Shock: 100 Gs MIL STD 202, Method 213, Test Condition I

Moisture Resistance (Humidity): MIL STD 202, Method 106

Barometric Pressure (Reduced): 100,000 ft., MIL STD 202, Method 105, Test Condition D

Reliability: 3 x 10⁶ hours min. MTBF @ 25°C

Salt Atmosphere (Corrosion): MIL STD 202, Method 101, Test Condition B

ELECTRO-OPTICAL CHARACTERISTIC SPECIFICATIONS

Absolute Maximum Ratings @Temp = 25°C				
Color		Red	Yellow	Green
Forward Voltage (VDC) typical @ 10 mA		1.9	2.0	2.1
Peak Forward Current (mA) ①		90	60	90
DC Forward Current (mA) ②		30	30	25
Reverse Voltage (VDC) @ I _r = 100 µA		5	5	5
Power Dissipation (mW)		135	85	135
Luminous Intensity (mcd) typical @ I _f = 10 mA	Non-diffused	60	50	70
	Diffused	12	12	12
Dominant Wave Length (nm) typical		626	585	569
Viewing Angle	Non-diffused	35°	35°	24°
	Diffused	60°	60°	60°
Operating Temperature (°C)		-55 to +100	-55 to +100	-20 to +100
Storage Temperature (°C)		-55 to +100	-55 to +100	-50 to +100
Lead Soldering Temperature		260°C for 5 seconds		

Notes: ① Typical pulsing values: t_p ≤ 10 µsec, Duty cycle = 10%

② For red and green, derate linearly from 50°C @ 0.5 mA/°C. For yellow, derate linearly from 50°C @ 0.2 mA/°C

*These characteristics reflect the baseline model. Variations may imply a difference in luminous characteristics and/or operability features. Please contact the EDI Sales Department for more information.

This page consists of basic marketing information that is not defined as technical data under EAR Part 772.

LED INDICATOR REAR-MOUNT



ORDERING INFORMATION

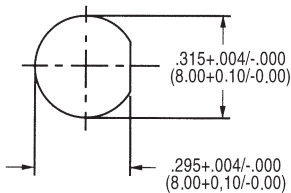
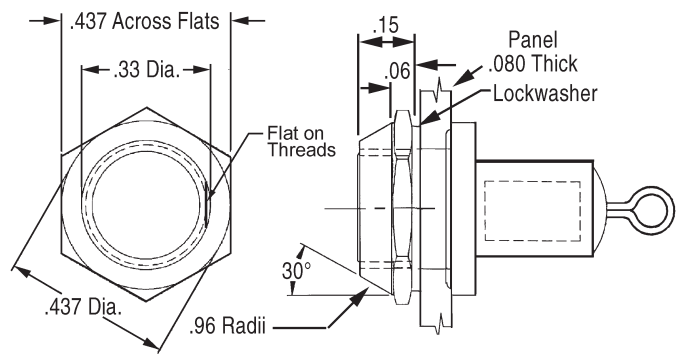
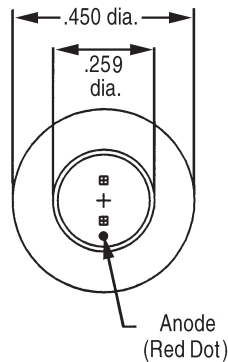
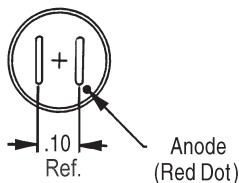
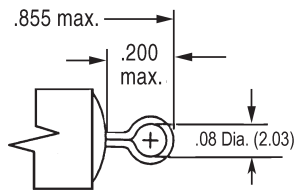
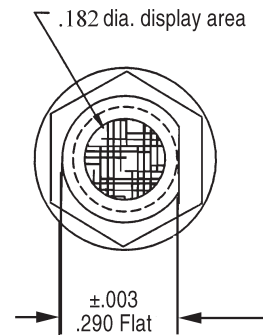
When ordering, show model number first, followed by EMI screen, then LED color, lens style and terminal style. If this is a special part, a factory assigned modification number will be added at the end of the ordering number. Consult the factory for special configurations.

Example: Basic model with an EMI screen, with a yellow LED, diffused lens, and straight leads would be ML1636E-Y-D-ST.

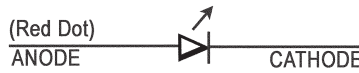
ML1636E - Y - D - ST

Standard factory options are designated by "-Sxxx"

Basic Model Number	EMI Screen	LED Color	Lens Type	Terminal Style
ML1636	() None	R Red	ND Non-diffused	ST Straight Leads
	E Screen	Y Yellow	D Diffused	LT Loop Terminals
		G Green		



**Recommended
Mounting Hole**



Schematic

ML1636

NOTE: Dimensions in () are mm. Tolerances: Decimals: ± .010 (0.25)
Fractions: ± 1/64 Mounting Torque: 5-7 in. lbs.

This page consists of basic marketing information that is not defined as technical data under EAR Part 772.