

Rebling Datasheet: 500 amp MFT-style Lithium Battery Terminal

Our MFT-style terminal provides 500 amp continuous current performance, the ability to be mounted to panels of any material or thickness and retains the same 2,000 volt rating, IP68 sealing capability and nickel plating option as the lower power members of our feed-through terminal family. The MFT can accept the same snap-on rigid or flexible covers as our LFT and SFT-style terminals. Equipping your design with these watertight, single pole, wrench disconnect battery terminals will enable system integrators to easily incorporate your modules into the MicroGrid, Reserve Power, Vehicle Electrification or APU systems the end-user requires, regardless of battery chemistry. Whether you are coupling batteries or power conversion modules together for a reserve power or motive power system or making internal connections for an AC power distribution installation, our 500 amp MFT-style terminals, Covers and Accessories were designed with your application in mind.



Electrical

Current each current profile causes a max 30° C temperature rise when tested per IEC 61984

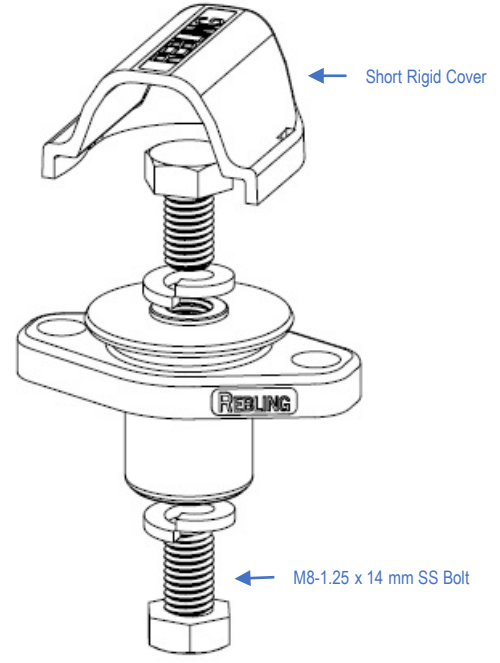
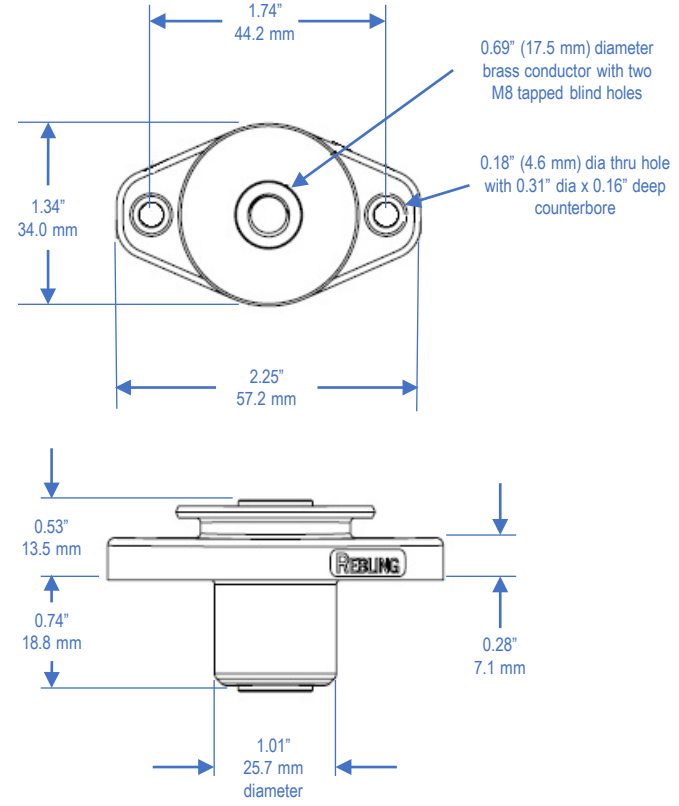
Current Profile #1	Continuous Rated Current (CRC)	-----	500 amps
Current Profile #2	50% CRC for 60min + 1 sec peak + 50% CRC for 60 min		3,000 amps
Current Profile #3	50% CRC for 60min + 10 sec peak + 50% CRC for 60 min	-----	2,000 amps
Current Profile #4	50% CRC for 60min + 30 sec peak + 50% CRC for 60 min		1,250 amps
Current Profile #5	50% CRC for 60min + 60 sec peak + 50% CRC for 60 min	-----	1,000 amps

Voltage & Resistance

Continuous Rated Voltage	UL1977 Section 17	2,000 volts
Minimum Dielectric Withstanding Voltage	UL1977 Section 17	5,000 volts
Insulation Resistance	MIL-PRF-18148D Section 3.12.6	500 mega-ohms
Maximum Contact Resistance	MIL-STD-202H Method 307	70 micro-ohms

Mechanical & Environmental

Flammability Rating:	Terminal -----	UL 94	V-0
	Flexible Cover and Rigid Cover	UL 94	V-0
Environmental Sealing:	with Optional Gasket -----	IEC 60529	IP68+ watertight
	without Optional Gasket	IEC 60529	IP65
Operating Temperature:	Terminal and Rigid Covers -----		-40 to +125 C
	Flexible Cover		-40 to +90 C
Mechanical Shock	MIL-STD-202H Method 213 Condition A		50 Gs – 3 axes
Vibration	MIL-STD-202H Method 204 Condition A		10 Gs – 3 axes
Minimum Panel Thickness Required for Mounting			0.025" (0.64 mm)
Maximum Wire Size:	Terminal only -----		450 MCM (230 mm ²)
	with Flexible Cover		4/0 (110 mm ²)
	with Short Rigid Snap-on Cover		3/0 (80 mm ²)
	with Long Rigid Snap-on Cover		2 AWG (35 mm ²)





For complete dimensions, download 3D Step files of Terminal and Accessories at Rebling.com

Compliance & Conformance

RoHS, REACH, CMRT/3TG
 UL and CE Conformance

All parts listed on this datasheet are RoHS, REACH and CMRT/3TG Compliant
 Declarations of UL and CE Conformity can be downloaded from Rebling.com

Rebling Datasheet: 500 amp MFT-style Lithium Battery Terminal



P/N	Description	Plastic Color	Weight (Grams)	Min Thick (mm)	UL 94 Rating	UL Material Yellow Card # **
MFT-P-B	Terminal Kit*, Brass, Nickel plated	Black	98	2.1	V-0	E121562-220886
MFT-B-B	Terminal Kit*, Brass, Unplated	Black	98	2.1	V-0	E121562-220886
713A1806-B	Flexible Snap-On Cover (3.75" OAL, 0.82" ID)	Black	26	2.0	V-0	E80017-250533
698A1789-S-B	Rigid Snap-On Cover, Short (1.44" OAL)	Black	9	2.0	V-0	E121562-101513781
698A1789-L-B	Rigid Snap-On Cover, Long (2.23" OAL)	Black	12	2.0	V-0	E121562-101513781
MFT-P-R	Terminal Kit*, Brass, Nickel plated	Red	98	2.1	V-0	E121562-220886
MFT-B-R	Terminal Kit*, Brass, Unplated	Red	98	2.1	V-0	E121562-220886
713A1806-R	Flexible Snap-On Cover (3.75" OAL, 0.82" ID)	Red	26	2.0	V-0	E80017-250533
698A1789-S-R	Rigid Snap-On Cover, Short (1.44" OAL)	Red	9	2.0	V-0	E121562-101513781
698A1789-L-R	Rigid Snap-On Cover, Long (2.23" OAL)	Red	12	2.0	V-0	E121562-101513781
MFT-P-E	Terminal Kit*, Brass, Nickel plated	Blue	98	2.1	V-0	E121562-220886
MFT-B-E	Terminal Kit*, Brass, Unplated	Blue	98	2.1	V-0	E121562-220886
713A1806-E	Flexible Snap-On Cover (3.75" OAL, 0.82" ID)	Blue	26	2.0	V-0	E80017-250533
698A1789-S-E	Rigid Snap-On Cover, Short (1.44" OAL)	Blue	9	2.0	V-0	E121562-101513781
698A1789-L-E	Rigid Snap-On Cover, Long (2.23" OAL)	Blue	12	2.0	V-0	E121562-101513781
716A1815	Gasket for MFT Terminal	Black	2.2	2.0	V-0	E80017-250535

*Terminal Kit = one Terminal + two Bolts + two Split Washers, all parts in a small poly bag
 **UL Material Yellow Cards can be downloaded from ULprospector.com

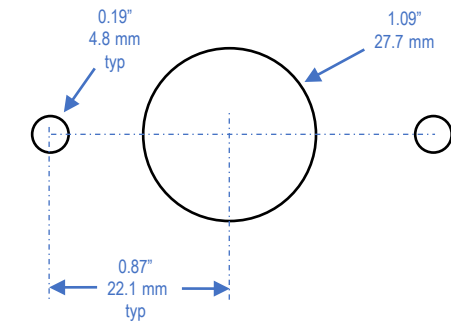
Rebling Datasheet: 500 amp MFT-style Lithium Battery Terminal

Mounting and Assembly

Minimum Panel Thickness	0.025" (0.64 mm)	
Mounting Hole Pattern (see diagram below)	Three Circular Holes	
Torque on M8 Bolts:		
Recommended	50 to 60 in-lbs (5.6-6.8 Nm)	electrical performance does not get better or worse above 50 in-lbs (5.6 Nm)
Maximum Recommended	240 in-lbs (27 Nm)	a Grade 4, M8 stainless bolt will snap at 330 in-lbs (37 Nm)
Torque on M4 panel mount screws		
Recommended	10 to 15 in-lbs (1.1 - 1.7 Nm)	mechanical performance does not improve above 10 in-lbs (1.1 Nm)
Maximum Recommended	22 in-lbs (2.5 Nm)	the terminal's mounting ear will begin to deform at 36 in-lbs (4.0 Nm)
Maximum Crimp Lug Tongue Width:		
with Flexible Cover	1.10" (28 mm)	
with Short Rigid Snap-on Cover	0.91" (23 mm)	
with Long Rigid Snap-on Cover	0.70" (18 mm)	

Application Notes

- Watertight is superior to IP68:** Rebling terminals are completely watertight to a depth of 20 meters which is superior to any IP Rating. The definitions of IP67, IP68 and IP69k per IEC 60529 state that "water may penetrate the seal but shall do no harm", a condition that is unacceptable to lithium battery designers.
- Interchangeability of 500 amp and 250 amp Terminals:** if you are uncertain whether your application needs a 250 amp or 500 amp terminal, cut your panel with the mounting hole pattern for the 500 amp MFT-style Terminal. This gives you the flexibility of choice. If a 250 amp SFT-style Terminal is mounted in the MFT Terminal's mounting holes, the SFT Terminal will achieve all of its performance parameters, including watertight sealing.
- Cable Pulling Lubricant:** when using 4/0 (110 mm²) cable with the flexible cover, crimp the lug to the cable then push the lug into the cover using lubricant
- Panel Mounting Hardware:** to achieve watertight sealing, the McMaster Carr P/Ns shown below can be used
 - 92855A416 M4 stainless socket head screw
 - 91828A231 M4 stainless nut
 - 9452K15 M4 O-Ring



Mounting Hole Pattern