

LED INDICATOR


NVIS COMPATIBLE TIGHT PANEL SEAL



Model ML2038

The ML2038E status indicator is designed to meet the requirements of MIL-L-85762A and MIL-STD-3009. This solid-state LED indicator has an infrared blocking lens that is compatible with NVIS environments. It is a rear-mount indicator and comes complete with O-ring and mounting hardware.

ML2038E



FEATURES

- Designed to meet MIL-L-85762A and MIL-STD-3009 lighting, aircraft, interior night vision imaging system (NVIS) compatible
- Performs in severe environments
- O-ring panel seal
- Dual-finish case
- Compact case design
- Rugged construction

MECHANICAL SPECIFICATIONS

Case: Aluminum, black anodized, front bezel with conductive clear chromate body.

Mounting: Front Panel mount with 5/16"-32 nut and lockwasher

Seal: MIL-DTL-3661C, paragraph 4.6.11.1

O-ring: Fluorosilicone rubber

ENVIRONMENTAL SPECIFICATIONS

Vibration: .06" D.A. or 20 Gs Peak, whichever is less, 10Hz to 2kHz, MIL STD 202, Method 204, Test Condition D

Shock: 100 Gs MIL STD 202, Method 213, Test Condition I

Moisture Resistance (Humidity): MIL STD 202, Method 106

Barometric Pressure (Reduced): 100,000 ft., MIL STD 202, Method 105, Test Condition D

Reliability: 3 x 10⁶ hours min. MTBF @ 25°C

Salt Atmosphere (Corrosion): MIL STD 202, Method 101, Test Condition B

ELECTRO-OPTICAL CHARACTERISTIC SPECIFICATIONS

Absolute Maximum Ratings @Temp = 25°C			
Color	NVIS Red	NVIS Yellow	NVIS Green B
Forward Voltage (VDC) typical @ 20 mA	2.0	2.0	2.1
DC Forward Current (mA) ①	50	20	50
Reverse Voltage @ I _R = 100 μA	4	5	4
Power Dissipation (mW) typical	120	85	120
Luminous Intensity (mcd) typical @ I _F = 20 mA	200	3.0	20
	N/A	N/A	10
Chromaticity per MIL-L-85762A & MIL-STD-3009	NVIS Red	NVIS Yellow	NVIS Green B
Dominant Wave Length (nm) typical	605	585	558
NVIS Radiance per MIL-L-85762A & MIL-STD-3009	NR _B 1.4 x 10 ⁻⁷ @15 fL	NR _A 1.5 x 10 ⁻⁷ @15 fL NR _B 1.4 x 10 ⁻⁷ @15 fL	NR _A 1.7 x 10 ⁻¹⁰ @0.1 fL NR _B 1.7 x 10 ⁻¹⁰ @0.1 fL
Viewing Angle (2 Ø ^{1/2}) typical	Non-diffused Diffused*	30° x 50° N/A	32° 50°
Operating Temperature (°C)	-40 to +100	-55 to +100	-40 to +100
Storage Temperature (°C)	-55 to +100	-55 to +100	-55 to +100

Notes: ① DC Forward Current Derating. Yellow indicators, derate linearly from 50°C at 0.2 mA per °C. Green & Red indicators, derate linearly from 50°C at 0.5 mA per °C

* Only available for NVIS Green B

This page consists of basic marketing information that is not defined as technical data under EAR Part 772.

LED INDICATOR NVIS COMPATIBLE TIGHT PANEL SEAL



ORDERING INFORMATION

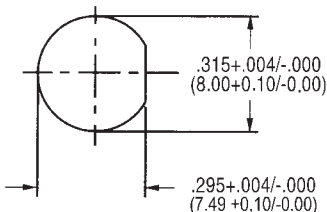
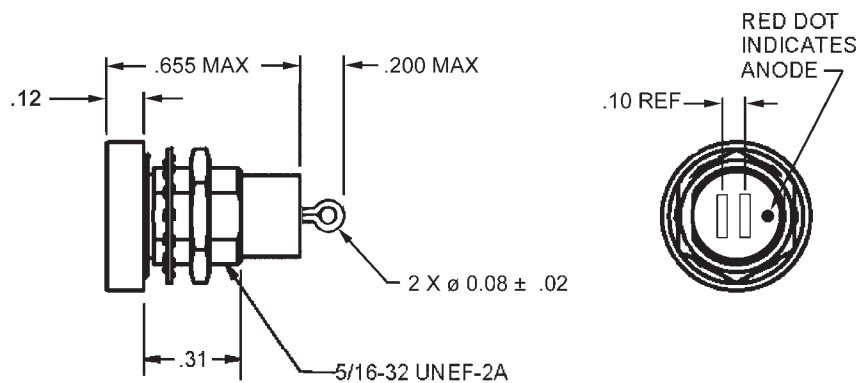
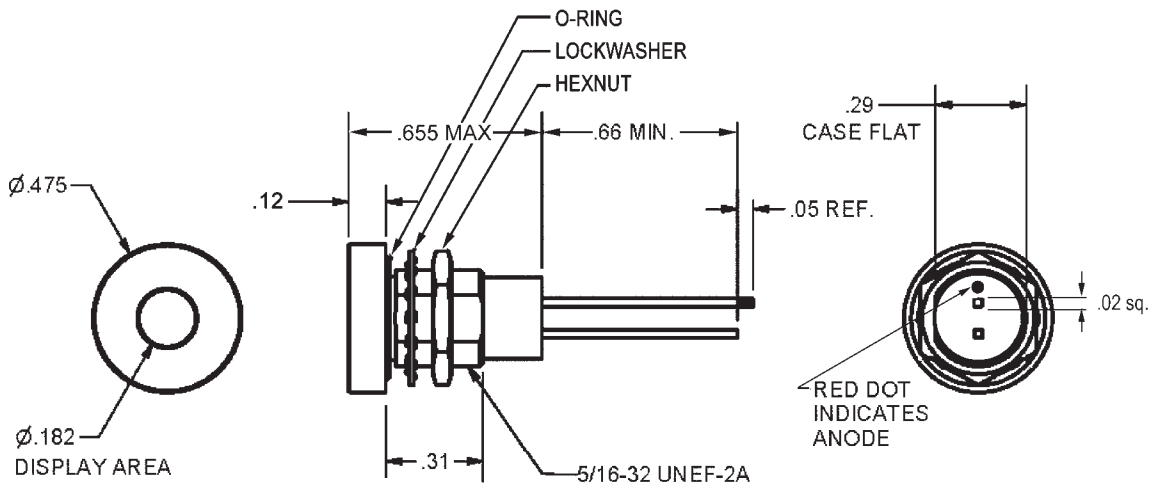
When ordering, show model number first, followed by EMI screen, then LED color, lens type, and terminal style. If this is a special part, a factory assigned modification number will be added at the end of the ordering number. Consult the factory for special configurations.

Example: Basic model, with an EMI screen, NVIS yellow LED, non-diffused lens, and straight leads would be ML2038E-Y-ND-ST.

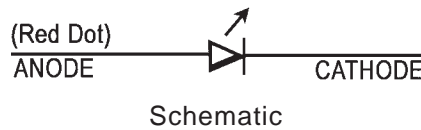
ML2038E - Y - ND - ST - ()

Standard factory options are designated by "-Sxxx"

Basic Model Number	EMI Screen	LED Color	Lens Type	Terminal Style
ML2038		R Red	ND Non-diffused	ST Straight Leads
	E Screen	Y Yellow	D Diffused	LT Loop Terminals
		G Green		



Recommended Mounting Hole



NOTE:
 Ø .475 AND FRONT SURFACE OF FLANGE IS BLACK ANODIZED.
 ALL OTHER SURFACES ARE CLEAR CHROMATE.

ML2038

NOTE: Dimensions in () are mm. Tolerances: Decimals: ± .010 (0.25)
 Fractions: ± 1/64 Mounting Torque: 10-12 in. lbs.

This page consists of basic marketing information that is not defined as technical data under EAR Part 772.

LED INDICATORS