

Rebling Datasheet: 750 amp BFT-style Lithium Battery Terminal

Our 750 amp BFT-style terminal consists of a nickel-plated brass core which stays cool at 750 amps of continuous current or when charge and discharge currents hit short term peaks of 4,000 amps. These small footprint terminals are designed for the temperature sensitive environment of lithium battery cells and the charging rates of ultracapacitors and supercapacitors. Equipping your power module with these watertight, single pole, wrench disconnect brass terminals will facilitate the incorporation of your modules into cutting edge GenSet, APU or Vehicle Electrification systems. Whether you are designing a liquid-cooled, pressurized battery pack for EV Mobility, a hazardous environment Generator Set or are simply bringing high current through a metal panel that's at least 0.080" (2.1 mm) thick, our BFT-style 750 amp terminals, Covers and Accessories were designed with your application in mind.



Electrical

Current each current profile causes a max 30° C temperature rise when tested per IEC 61984

Current Profile #1	Continuous Rated Current (CRC)	-----	750 amps
Current Profile #2	50% CRC for 60min + 1 sec peak + 50% CRC for 60 min	-----	4,000 amps
Current Profile #3	50% CRC for 60min + 10 sec peak + 50% CRC for 60 min	-----	3,000 amps
Current Profile #4	50% CRC for 60min + 30 sec peak + 50% CRC for 60 min	-----	1,800 amps
Current Profile #5	50% CRC for 60min + 60 sec peak + 50% CRC for 60 min	-----	1,500 amps

Voltage & Resistance

Continuous Rated Voltage	UL1977 Section 17	2,000 volts
Minimum Dielectric Withstanding Voltage	UL1977 Section 17	5,000 volts
Insulation Resistance	MIL-PRF-18148D Section 3.12.6	500 mega-ohms
Maximum Contact Resistance	MIL-STD-202H Method 307	70 micro-ohms

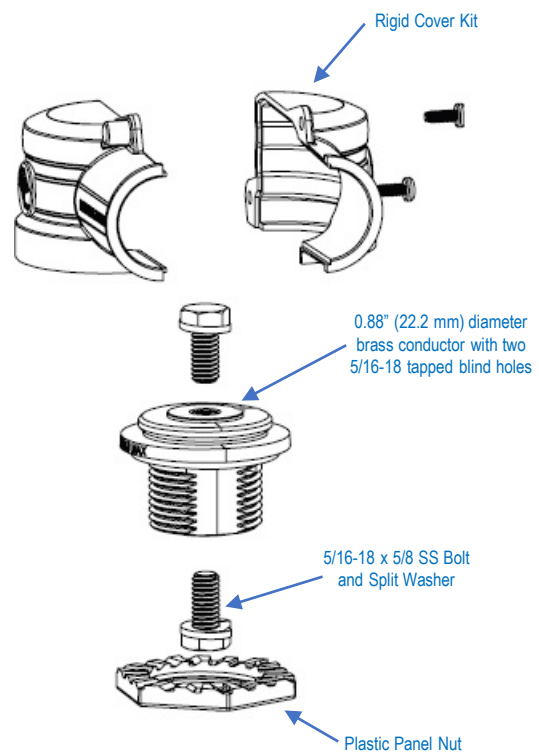
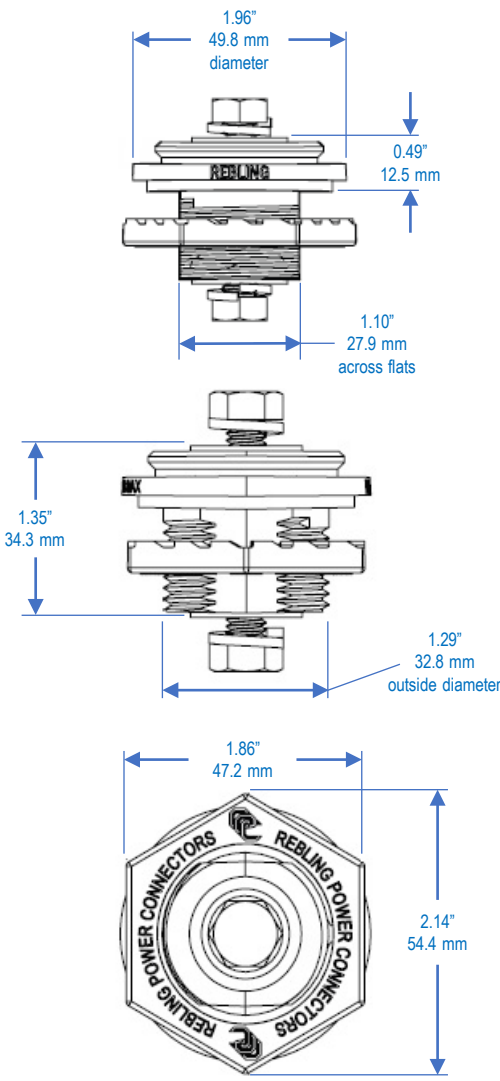
Mechanical & Environmental

Flammability Rating:	Terminal -----	UL 94	5VA
	Flexible and Rigid Covers	UL 94	V-0
Environmental Sealing:	with Optional Gasket -----	IEC 60529	IP68+ watertight
	without Optional Gasket	IEC 60529	IP65
Operating Temperature:	Terminal and Rigid Cover -----		-40 to +125 C
	Flexible Cover		-40 to +90 C
Mechanical Shock	MIL-STD-202H Method 213 Condition A		50 Gs – 3 axes
Vibration	MIL-STD-202H Method 204 Condition A		10 Gs – 3 axes
Minimum Metal Panel Thickness Required for Mounting			0.080" (2.1 mm)
Maximum Wire Size:	Terminal only -----	-2.00" (50.8 mm) OD	750 MCM (380 mm ²)
	with Rigid Cover	1.02" (25.9 mm) OD	250 MCM (130 mm ²)
	with Flexible Cover	0.80" (20.3 mm) OD	4/0 (110 mm ²)

Compliance & Conformance


RoHS, REACH, CMRT/3TG
 UL and CE Conformance

All parts listed on this datasheet are RoHS, REACH and CMRT/3TG Compliant
 Declarations of UL and CE Conformity can be downloaded from Rebling.com



For complete dimensions, download 3D Step files of Terminal and Accessories at Rebling.com

Rebling Datasheet: 750 amp BFT-style Lithium Battery Terminal



P/N	Description	Plastic Color	Weight (Grams)	Min Thick (mm)	UL 94 Rating	UL Material Yellow Card # **
BFT-P-B	Terminal Kit*, Brass, Nickel plated	Black	155	2.1	5VA	E121562-101513781
639A1830-B	Flexible Cover (3.50" OAL, 0.82" ID)	Black	25	2.1	V-0	E80017-250533
648A1758	Rigid Cover Kit (3.85" OAL, 1.05" ID)	Black	50	2.0	V-0	E121562-220886
BFT-P-R	Terminal Kit*, Brass, Nickel plated	Red	155	2.1	5VA	E121562-101513781
639A1830-R	Flexible Cover (3.50" OAL, 0.82" ID)	Red	25	2.1	V-0	E80017-250533
648A1779	Rigid Cover Kit (3.85" OAL, 1.05" ID)	Red	50	2.0	V-0	E121562-220886
651A1811	Gasket for BFT Terminal	Black	4	2.0	V-0	E80017-250535
656A1686	Plastic Panel Nut for BFT Terminal	Black	8	2.0	V-0	E121562-220886
*Terminal Kit = one Terminal + one Panel Nut + two Bolts + two Split Washers, all parts in a small poly bag **UL Material Yellow Cards can be downloaded from ULprospector.com						

The BFT Terminal can be used by itself or...



...with only the flexible cover or ...



... with only the rigid cover or...



... with the rigid cover surrounding the flexible cover



