

| S SERIES (SLA, SDLA, SDLM)

35 TO 150 AMP COMMERCIAL THERMAL CIRCUIT BREAKER

Introduction

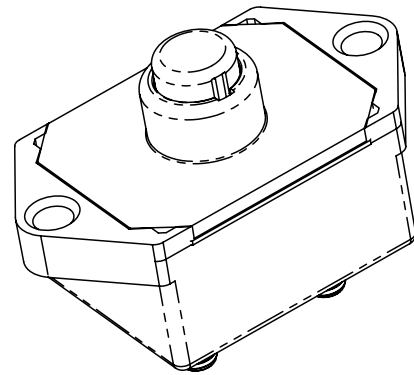
The KLIXON® S series thermal breakers are designed to protect wiring and meet the harshest environmental requirements. The sealed circuit breakers are weatherproof for protection against moisture, dust, grease, fuel vapors and other harsh environments. The S series breakers are lightweight and designed to interrupt short circuits or overloads and combine trip-free protection with fast response time. Typical applications are protection of wire and cable of accessory circuits, equipment and battery protection on heavy trucks, buses, construction equipment, offroad vehicles, marine, recreational vehicles (RVs) and electric (hybrid) vehicles, and battery chargers.

The S series is available in both open and sealed body configurations with manual and automatic reset options.



Features

- 30VDC, 35 to 150 Amps
- Open and sealed assemblies, manual and automatic reset options
- Ignition protected
- UL Recognized E69772



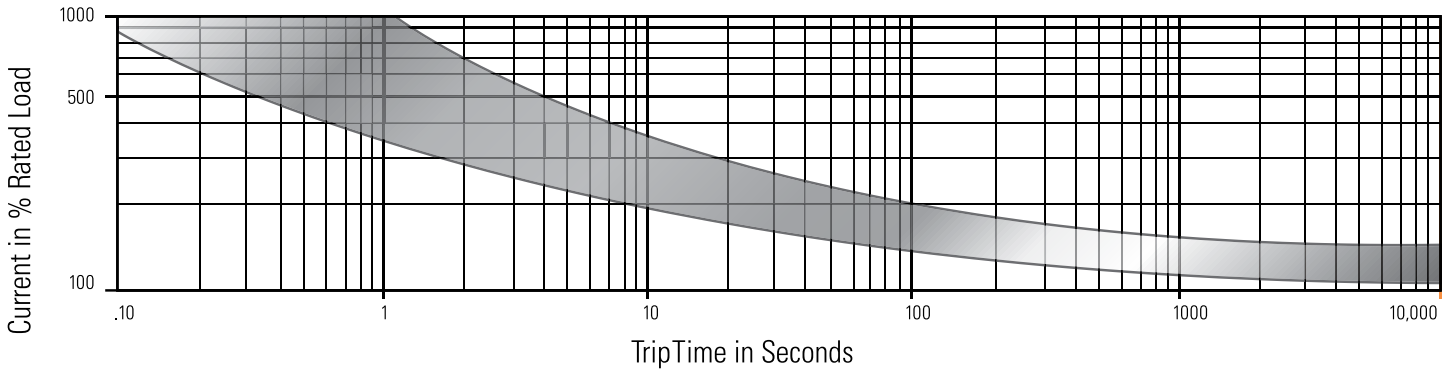
SPECIFICATIONS

Calibration : 200% rated current, 77°F (25°C)	35 to 150 Amps : 8 to 100 seconds
Ultimate Trip At 77°F (25°C)	Must hold 100%, Must trip 135%
Endurance	Per SAE J1625
Interrupt Current Capacity	Per SAE J1625 and ABYC E-11
Vibration	10G MIL-STD-202 Method 204, Condition A
Mechanical Shock	Per SAE J1455, 4G's, 10-2K Hz
Voltage Breakdown	Per SAE J1625 500VAC
Salt Spray	Per SAE J1625, 96 hours
Voltage Drop	Per SAE J1625
Weight (with mounting nuts)	SDLM (A) : 75 grams (71 grams) max SLA : 62 grams max



TRIP CURVE

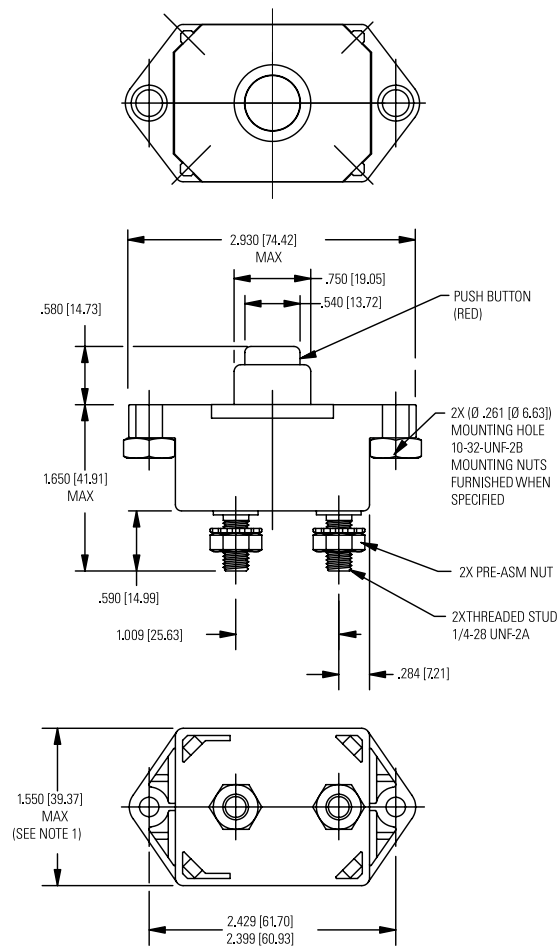
Approximate Time, Current Characteristics At 77°F (25°C)



DIMENSIONS

All dimensions are in inches [mm]

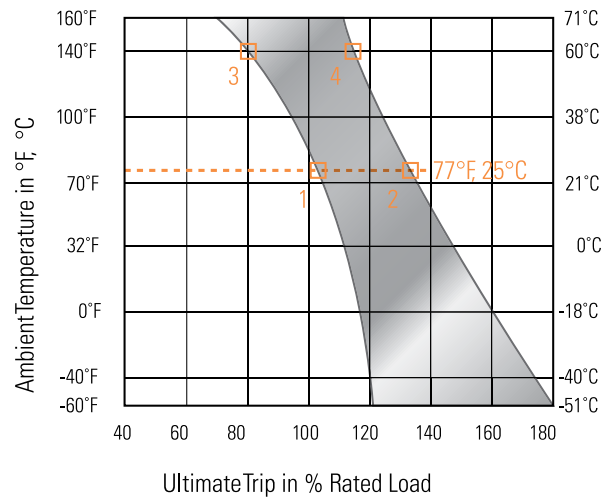
Dimension does not include sealing gasket





DERATING CURVE

Performance characteristics are based on room temperature (77°F, 25°C). Consult Derating curve for ambient temperatures significantly higher or lower than standard room temperature. Example: At 77°F (25°C) the device is calibrated to hold at 100% of rated current (1) and trip at 135% of rated current (2). At 140°F (60°C), the same device will hold at approximately 78% of rated current (3), and trip at approximately 115% of rated current (4).



ORDERING OPTIONS

Example : SLA-35-

Configuration

SLA: Auto, open unit
SDLA: Auto, sealed unit
SDLM: Manual, sealed unit

Amp Rating

35	70	120
40	80	135
45	90	150
50	100	
60	105	

Mounting Nuts

: None
I: Optional mounting nuts

Sensata Technologies, Inc. ("Sensata") data sheets are solely intended to assist designers ("Buyers") who are developing systems that incorporate Sensata products (also referred to herein as "components"). Buyer understands and agrees that Buyer remains responsible for using its independent analysis, evaluation and judgment in designing Buyer's systems and products. Sensata data sheets have been created using standard laboratory conditions and engineering practices. Sensata has not conducted any testing other than that specifically described in the published documentation for a particular data sheet. Sensata may make corrections, enhancements, improvements and other changes to its data sheets or components without notice.

Buyers are authorized to use Sensata data sheets with the Sensata component(s) identified in each particular data sheet. HOWEVER, NO OTHER LICENSE, EXPRESS OR IMPLIED, BY ESTOPPEL OR OTHERWISE TO ANY OTHER SENSATA INTELLECTUAL PROPERTY RIGHT, AND NO LICENSE TO ANY THIRD PARTY TECHNOLOGY OR INTELLECTUAL PROPERTY RIGHT, IS GRANTED HEREIN. SENSATA DATA SHEETS ARE PROVIDED "AS IS". SENSATA MAKES NO WARRANTIES OR REPRESENTATIONS WITH REGARD TO THE DATA SHEETS OR USE OF THE DATA SHEETS, EXPRESS, IMPLIED OR STATUTORY, INCLUDING ACCURACY OR COMPLETENESS. SENSATA DISCLAIMS ANY WARRANTY OF TITLE AND ANY IMPLIED WARRANTIES OF MERCHANTABILITY, FITNESS FOR A PARTICULAR PURPOSE, QUIET ENJOYMENT, QUIET POSSESSION, AND NON-INFRINGEMENT OF ANY THIRD PARTY INTELLECTUAL PROPERTY RIGHTS WITH REGARD TO SENSATA DATA SHEETS OR USE THEREOF.

All products are sold subject to Sensata's terms and conditions of sale supplied at www.sensata.com SENSATA ASSUMES NO LIABILITY FOR APPLICATIONS ASSISTANCE OR THE DESIGN OF BUYERS' PRODUCTS. BUYER ACKNOWLEDGES AND AGREES THAT IT IS SOLELY RESPONSIBLE FOR COMPLIANCE WITH ALL LEGAL, REGULATORY AND SAFETY-RELATED REQUIREMENTS CONCERNING ITS PRODUCTS, AND ANY USE OF SENSATA COMPONENTS IN ITS APPLICATIONS, NOTWITHSTANDING ANY APPLICATIONS-RELATED INFORMATION OR SUPPORT THAT MAY BE PROVIDED BY SENSATA.

Mailing Address: Sensata Technologies, Inc., 529 Pleasant Street, Attleboro, MA 02703, USA.

CONTACT US

Americas
+1 (508)-236-3287
klixon@sensata.com

AUTHORIZED DISTRIBUTORS
Flame Enterprises
Bob Correa, Director of Product Management
+1 (240) 236-9802
bcorrea@flamecorp.com
info@flamecorp.com | Web
Tel: 1-800-854-2255 or 1-818-700-2905
Fax: 1-818-407-5080

Peerless Electronics
Steve Gunther, National Sales Manager

+1 (516) 594-3509
sgunther@peerlesselectronics.com
nysales@peerlesselectronics.com | Web
Tel: 1-800-285-2121
Fax: 1-800-222-8096

Europe, Middle East & Africa
Flame Enterprises
Bob Correa, Director of Product Management
+1 (240) 236-9802
bcorrea@flamecorp.com
info@flamecorp.com | Web
Tel: 1-800-854-2255 or 1-818-700-2905
Fax: 1-818-407-5080